

Koresha Arduino bw'ambere



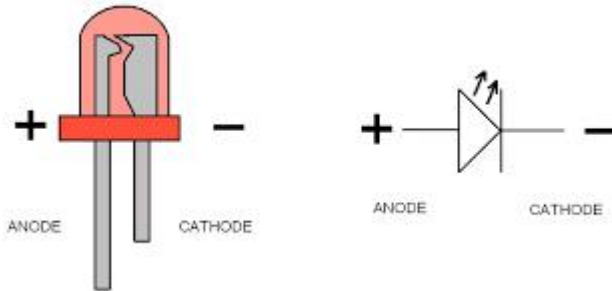
Kugira ngo ubashe gukora porogaramu yatsa agatara, aka gatara ni kamwe kitwa LED(Light Emitting Diode). Utu dutara ni tumwe tubona mu matoroshi acagingwa tuba ari dutoya cyane ugereranyije n'aya matara tubona kumazu.

Gukora porogaramu yawe ya mbere biragusaba kuba ufite muri mudasobwa yawe porogaramu(Application) yitwa Arduino IDE ubushize mu twakweretse aho wayisnga ukayitereshariza.

Ubu noneho tugiye gutangira kuyikoresha. Yifungure.

Kugira ngo ukore porogaramu yawe yatsa agatara ugomba kuba ufite Arduino hamwe nako gata(LED). Kubifuza kubigura Twandikire kuri Email: info@nyereka.com.

Icyo wamenya kuri ako gatara: Ni agatara gakozwe mu buryo bwa Diode, diode igira aho umuriro winjirira n'ikuvuga yuko utagacomeka uko wishakiye. Ugacomeka muburyo bwa bugenewe kuko iyo ugacometse nabi gashobora gushya cyangwa ntikake. Ako gatara kagira amaguru abiri, ukuguru kumwe kuba ari kurekure ugereranyije n'akandi. Ako gatara kaka iyo kumaguru yako ushyizeho umuriro uri hagati ya voltage 3-5V iyo uwurengeje karangirika. Ukuguru kurekure ushyiraho urusinga rwa Positive +(uruba rurimo umuriro) naho akandi kaguru kaba ari karekare ushyiraho Negative -(Ni urusinga rutarimo umuriro).




Iyo ucometse ako gatara ako kanya kumuriro gashobora kwangirika bitewe n'uko umuriro ushobora kukageraho ari mwinshi, biba byiza kubanza gushyiraho Resistor.


Resistor ni ikindi gikoresho cya elegitoronike cyifashishwa mu kugabanya umuriro, mbese ni nka robine. Robine uyifungura niko irushaho gusohora amazi menshi, ariko uko uyifunga niko isohora amazi makeya. Niko bimeze kuri Resistor, uko irushaho kugira umubare munini(ukurikije uko ipimwa) niko irushaho gusohora umuriro mukeya. Ariko uko iba ntoya niko isohora umuriro mwinshi. Kugira ngo umenye resistor icyo aricyo kanda aha: www.nyereka.com

Muri iyi project yacu yo kwatsa agatara turakoresha Resistor ya 330 Ohm (Ohm rukaba ari urugero resistor ipimwamo, rukaba rwandikwa gutya: Ω). Gucomeka Resistor ntabwo wita kuko uyicomeka uko wayicomeka kose ntakibazo.



Iyo ucometse nabi LED ntabwo yaka, ariko ntugire ikibazo ntabwo yangirika rwose, uniba wayicometse kuri Arduino.\





Wifashishije Breadboard, insinga, LED hamwe na Arduino comeka neza ibyo bikoresho ugendeye kuko ubona twabicometse kuri iyo foto.

Urusinga rumwe rucomeke kuri GND ya Arduino hamwe na kaguru kagufi kari kuri LED, hanyuma ufate urundi urucomeke kukandi gaguru ka LED karekare ruhuzze na Resistor, urundi rusigaye kuri resistor urucomeke kuri 5V kuri Arduino.

Byiza cyane!! Ubu ukose circuit(sirikwi) yawe yambere. Mbere yuko Arduino uyicomeka ku muriro cyangwa kuri mudasobwa, banza urebe niba wacometse neza insinga. Hanyuma Comeka Arduino kuri mudasobwa.

Nguko uko wakora circuit yawe yambere, ukomara gushyira Arduino yawe kuri mudasobwa ako gatara kazahita kaka ako kanya. Kugirango ukazimye ni uko uzacomokora Arduino kuri mudasobwa.

Mu isomo rikurikira tuzareba noneho nigute wakaganzura, wenda kakaka kazima muburyo bw'uruhererekane. Tuzanakwereka uko noneho wakoresha ya application ya Arduino IDE ukora porogaramu yawe yambere.

Ntucikwe n'isomo rikurikira, Kora subscriber kuri website Hasi aha kugira ngo ujye ubona isomo rishyashya kuri Email yawe.

Tanga igitekerezo cyawe kucya nonosorwa cyangwa inyunganizi yawe hasi aha muri comment. Umusanzu wawe mu kubaka abasomyi ba masomo yacu urakenewe.